

OUTLOOK | 2021

The new economic cycle:  
Investing for a  
post-COVID world

FINDINGS & OPPORTUNITIES

Private Bank



OUTLOOK | 2021

# Watchlist

Are you positioned for  
the new economic cycle?

With COVID-19's departure in 2021, we expect the new economic cycle to strengthen.

However, many clients still have portfolios positioned for 2020, and almost all hold too much cash.

Our Outlook 2021 report sets out strategies to help you get positioned for 2021 and beyond.

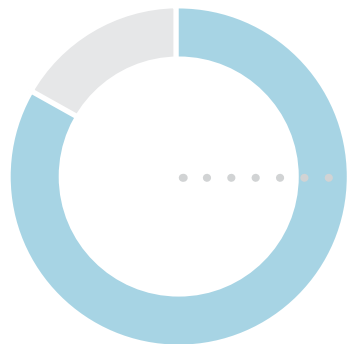
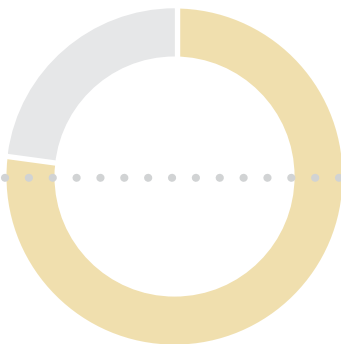
And our Outlook Watchlist presents a customized view of your portfolio's positioning in relation to our themes.

We can also offer you customized analyses to help you:

- Get a holistic view of all your investments held at Citi and elsewhere
- Understand whether your cash is working hard enough
- Determine your portfolio's environmental, social and governance impact
- Gauge your positioning relative to your peer group's portfolios

To receive the analyses of  
your choice, please ask your  
relationship team.

OUTLOOK | **2021**  
WATCHLIST



# Contents

## OVERVIEW

- 8 Investing for a post-COVID world
- 12 As COVID releases its grip
- 14 The long-term outlook for asset classes:  
What's changed for 2021 and beyond
- 16 The critical importance of staying fully invested
- 18 Keeping your portfolio strong: Introducing the gap analysis

## EXPLOITING MEAN REVERSION

- 22 Reversion to the mean and what it means for portfolios
- 24 Capitalize on distressed opportunities

INVESTMENT PRODUCTS: NOT FDIC INSURED · NOT CDIC INSURED ·  
NOT GOVERNMENT INSURED · NO BANK GUARANTEE · MAY LOSE VALUE

## OVERCOMING FINANCIAL REPRESSION

- 28 The return of financial repression
- 30 How dividend equities work overtime in your portfolio
- 32 Finding yield in a repressed world
- 34 Taking alternative paths to portfolio income
- 35 Creating yield from volatility

## UNSTOPPABLE TRENDS

- 38 Unstoppable trends are changing the world
- 40 Greening the world
- 42 Digitization: The age of hyper-connectivity is upon us
- 44 The rise of Asia: Asian development in a “G2 world”
- 46 Increasing longevity: The healthcare opportunity

## 49 IMPLEMENTING OUR THEMES



# Overview

Investing for a post-COVID world

As COVID releases its grip

The long-term outlook for asset classes:  
What's changed for 2021 and beyond

The critical importance of  
staying fully invested

Keeping your portfolio strong:

Introducing the gap analysis

# Investing for a post-COVID world

DAVID BAILIN  
Chief Investment Officer

The new economic cycle is set to strengthen in 2021. Investors need to take action to prepare portfolios for a post-COVID-world.

We believe this is an important time to be an investor.

The confluence of four factors calls for taking action:

- A faster-than-usual economic recovery
- Accelerating innovation
- Structurally low interest rates
- A mispricing of assets due to COVID

With the cost of capital low, smart managers are likely to use technology to improve and expand the operation of their companies, which should be especially good for equities - **FIGURE 1**.

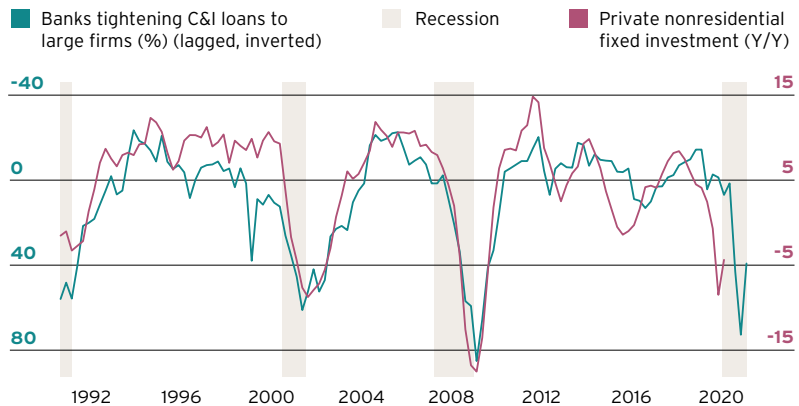
Our tactical asset allocation is therefore bullish as the new economic cycle strengthens - see **Our positioning**.



We suggest:

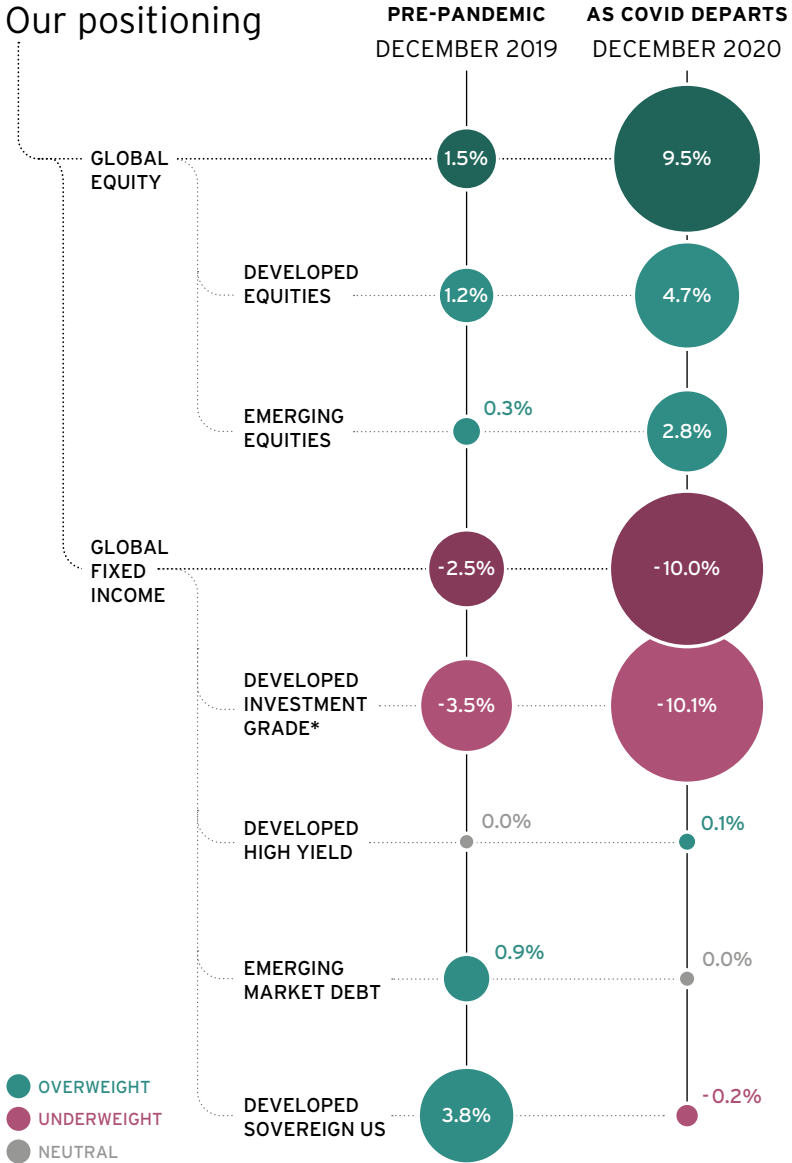
- Determining how much cash is really needed for safety purposes and investing the rest
- Considering altering portfolio composition by replacing some debt with equity
- Increasing the exposure to our unstoppable trends in your overall equity portfolio
- Exploiting mean reversion as valuations normalize coming out of the pandemic
- Reflecting only the best yield opportunities in fixed income holdings
- For suitable investors, including capital markets strategies that can create income from volatility
- Seeking advice continuously, drawing on our ability to provide insight and analysis into portfolios

FIGURE 1. AS LENDING STANDARDS EASE, CAPITAL INVESTMENT RISES



Source: Haver, as of 26 Nov 2020.

# Our positioning



Office of the Chief Investment Strategist, Citi Private Bank, as of 28 Nov 2020

\*Factors in non-US Developed Market Investment Grade underweight

# Opportunities

---

**GLOBAL SMALL- AND MID-CAP EQUITIES**

---

**SELECT BEATEN-DOWN NATIONAL AND REGIONAL MARKETS**

---

**COVID CYCLICALS INCLUDING FINANCIALS,  
INDUSTRIALS AND REAL ESTATE**

---

**PRIVATE EQUITY STRATEGIES FOCUSING ON SMALL- AND MID-CAP  
FIRMS UNABLE TO ACCESS PUBLIC MARKETS**

---

**DISTRESSED REAL ESTATE STRATEGIES, PARTICULARLY FOCUSING  
ON HOSPITALITY ASSETS**

---

**REPLACING SOME LOW- AND NEGATIVE YIELDING BONDS  
IN PORTFOLIOS WITH:**

- GLOBAL “DIVIDEND GROWER” AND SELECT HIGH DIVIDEND YIELD EQUITIES
  - SELECT FIXED INCOME ASSETS, INCLUDING MORTGAGE CREDIT AND BOND-LIKE ALTERNATIVES
  - CERTAIN ALTERNATIVE STRATEGIES THAT MAY PROVIDE RECURRING DISTRIBUTIONS
  - CAPITAL MARKETS STRATEGIES THAT SEEK INCOME FROM VOLATILITY
- 

**HYPER-CONNECTIVITY INVESTMENTS, INCLUDING 5G SUPPLIERS  
AND BENEFICIARIES**

---

**EXPOSURE TO THE ONGOING RISE OF ASIA**

---

**INNOVATIVE HEALTHCARE-RELATED PROVIDERS LINKED  
TO AGING POPULATIONS**

---

**RENEWABLE ENERGY**

---

# As COVID releases its grip

STEVEN WIETING

Chief Investment Strategist and Chief Economist

With an end to the pandemic coming into view, we highlight the key considerations for investing for a new economic cycle.

COVID's eruption in early 2020 tore through global markets, altering the price of every asset in the world.

Even after the discovery of two or more potential vaccines, it seems less well accepted that COVID's departure will reprice all assets again as it leaves.

The US Federal Reserve has strongly signaled a zero-interest rate policy for the next three years at a minimum.

After inflation, the Fed's policy target rate would be about -2% through 2023 if the Fed sticks to its guidance.

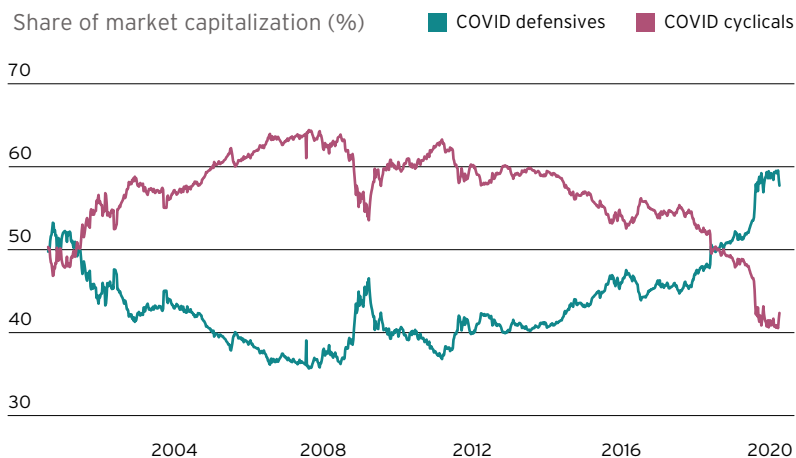
As COVID retreats, we look for large-scale rotation into certain sectors and regional markets - see **Our positioning**.

The relationships between many asset prices have stretched very far from their long-term mean - FIGURE 2 - so we stress **Exploiting mean reversion**.

We stress replacing particular bonds in portfolios with income-producing substitutes - see **Overcoming financial repression**.

We continue to stress long-term exposure to **Unstoppable trends**, including those related to digitization that have performed strongly amid the pandemic.

**FIGURE 2. MEAN REVERSION IN STORE**



Source: Bloomberg and FactSet as of 20 Nov 2020. COVID cyclicals: Financials, industrials, energy, materials, real estate, consumer discretionary ex-Amazon. COVID defensives: IT, healthcare, communication services, consumer staples, utilities, Amazon. Indices are unmanaged. An investor cannot invest directly in an index. They are shown for illustrative purposes only and do not represent the performance of any specific investment. Index returns do not include any expenses, fees or sales charges, which would lower performance. For illustrative purposes only. Past performance is no guarantee of future results. Real results may vary. All forecasts are expressions of opinion and are subject to change without notice and are not intended to be a guarantee of future events.

# The long-term outlook for asset classes: What's changed for 2021 and beyond

GREGORY VAN INWEGEN

Global Head of Quantitative Research and Asset Allocation,  
Citi Investment Management

Our strategic asset allocation methodology flashes a warning sign for certain fixed income investment categories and lowers expected returns from others.

Determining your strategic asset allocation - an appropriate mix of global asset classes to hold in your portfolio - is the most important decision you take as an investor.

Over the long term, it will shape both your returns and the amount of risk you take.

Our own strategic asset allocation methodology forecasts asset class returns - or Strategic Return Estimates (SREs) - over a ten-year horizon.

Other things being equal, it then recommends larger allocations to asset classes with higher SREs and smaller allocations to those with lower SREs.

The flood of central bank liquidity in 2020 helped drive SREs for fixed income and cash lower.

The SRE for Global Developed Equity - which includes the US, Europe and Japan - is 5.0%.

By contrast, Global Emerging Equity - shares from developing economies such as China and Brazil has an SRE of 9.2%.

For investors willing to sacrifice liquidity and increase risk, Real Estate is an attractive asset class, with an SRE of 8.8%.

Private Equity is a standout, benefiting from pandemic-related dislocations with an SRE of 14.2%.

---

**FIGURE 3. STRATEGIC RETURN ESTIMATES (%)**

GLOBAL DEVELOPED EQUITY	5.0
GLOBAL EMERGING EQUITY	9.2
GLOBAL DEVELOPED INVESTMENT GRADE FIXED INCOME	1.2
GLOBAL HIGH YIELD FIXED INCOME	3.9
GLOBAL EMERGING FIXED INCOME	3.6
US CASH	0.7
HEDGE FUNDS	4.0
PRIVATE EQUITY	14.2
REAL ESTATE	8.8
COMMODITIES	1.2

Source: Citi Private Bank Asset Allocation team, preliminary estimates as of 31 Oct 2020. Strategic Return Estimates are in US dollars; all estimates are expressions of opinion and are subject to change without notice and are not intended to be a guarantee of future events. Strategic Return Estimates are no guarantee of future performance.

# The critical importance of staying fully invested

DAVID BAILIN

Chief Investment Officer

STEVEN WIETING

Chief Investment Strategist and Chief Economist

GREGORY VAN INWEGEN

Global Head of Quantitative Research and Asset Allocation,  
Citi Investment Management

Trying to time the market in 2020 was almost impossible. For 2021, we recommend you put your core portfolio's excess cash to work.

Sitting on the sidelines in cash waiting for better entry-points typically results in missing some of the equity markets' strongest up-days.

The cost of missing out on just the ten strongest up-days in the S&P 500 Index over the last two decades was high - **FIGURE 4**.

Many investors waiting on the sidelines in 2020 have missed the first phase of the pandemic recovery.

Given our view of market opportunities in a post-COVID world, investors should maintain cash balances based on their portfolio requirements and establish or maintain full core positions.

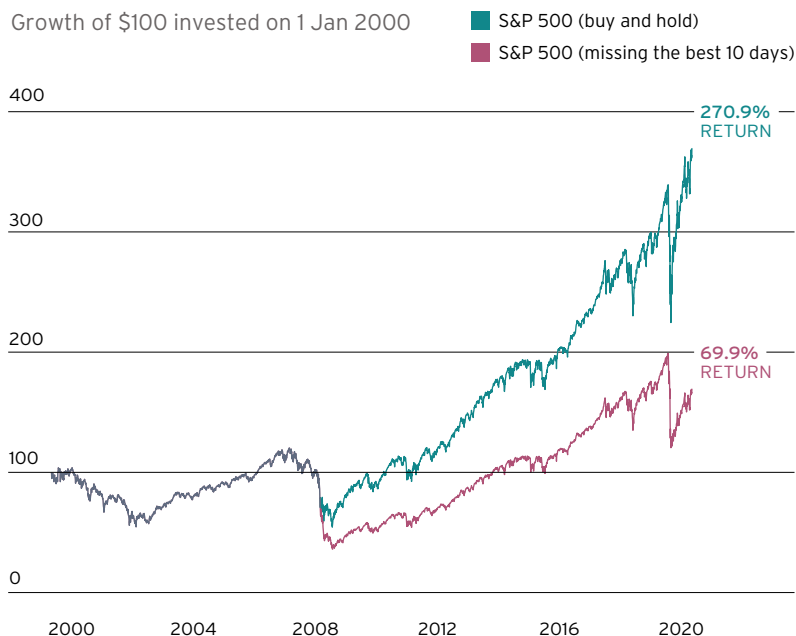


The onset of financial repression means that cash will earn little and that bonds will provide less diversification value.

Ask the Global Investment Lab to perform an analysis of your core investment portfolio, highlighting excess cash and other areas where you are not following a long-term plan, including alignment to our investment themes.

Your Investment Counselor can then work with you to get your core portfolio fully invested and help keep it that way.

**FIGURE 4. THE PERILS OF MARKET TIMING**



S&P 500 total returns with and without the 10 best days (1 Jan 2000 - 21 Oct 2020)  
Source: Global Asset Allocation, Global Investments Lab, Bloomberg, as of 24 Nov 2020. Past performance is no guarantee of future results. Indices are unmanaged. An investor cannot invest directly in an index. They are shown for illustrative purposes only. Past performance is no guarantee of future returns. Real results may vary.

# Keeping your portfolio strong: Introducing the gap analysis

PHILIP WATSON

Head of the Global Investment Lab

VISWANATHAN VENUGOPALA

Head of the Lab for Family Offices

Trying to time the market in 2020 was almost impossible. For 2021, we recommend you put your core portfolio's excess cash to work.

Core portfolios that follow a customized, robust, long-term plan are likelier to achieve their risk and return objectives than those that do not.

We analyzed some 6,000 client portfolios over the three years to October 2020.

We found that the portfolios that have most closely followed the plans we recommended have generally outperformed those that have not over that period – **FIGURE 5**.

Common deviations from the plan include ignoring entire asset classes or regions of the world, holding concentrated positions in a security or sector, and hoarding excess cash.

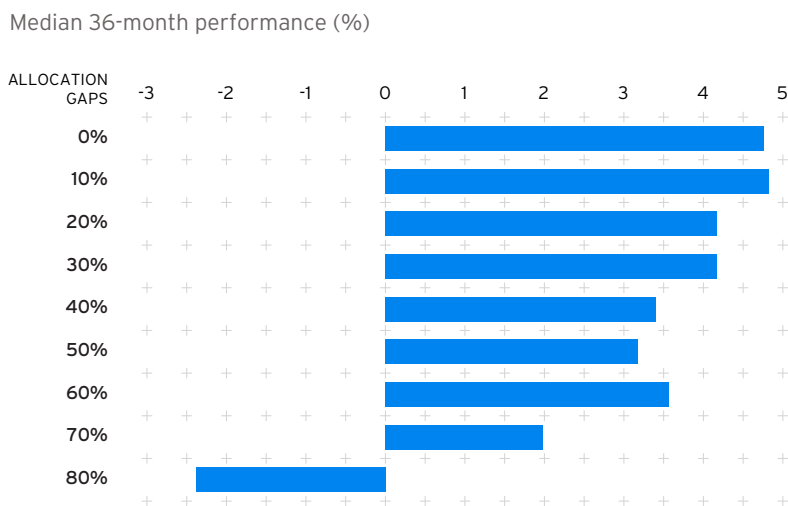
A gap analysis can highlight these and other divergences between your core portfolio and your customized plan.

As well as your overall asset class positioning, a gap analysis explores your core portfolio's exposures and can identify risks due to macroeconomics, concentrations and other factors.

Having identified gaps in your portfolio construction, we can suggest strategies to help realize your plan.

Please ask your Private Banker or Investment Counselor about getting a gap analysis of your core portfolio.

**FIGURE 5. THE IMPORTANCE OF FOLLOWING YOUR PLAN**



Source: Citi Private Bank Global Investment Lab, as of 31 Oct 2020. Divergence from our recommended allocation is represented here by allocation gaps. Allocation gaps measure the degree to which clients' portfolios follow our recommended allocations at all risk levels. The lower the gap percentages, the more aligned the portfolios with our recommended allocations. A reading of 0% indicates full alignment with our recommendation. This information is drawn from the Private Bank's proprietary data covering 6,000 continuing client portfolios whose reference currency is US dollars. Past performance is no guarantee of future returns. Real results may vary.



# Exploiting mean reversion

Reversion to the mean and  
what it means for portfolios

Capitalize on distressed opportunities

# Reversion to the mean and what it means for portfolios

STEVEN WIETING

Chief Investment Strategist and Chief Economist

JOSEPH FIORICA

Head of Global Equity Strategy

KRIS XIPPOLITOS

Head of Global Fixed Income Strategy

As asset price valuations and relationships between assets normalize, exposure to the pandemic's losers might be a winning strategy in 2021.

COVID-19 has caused huge - but temporary - economic and financial market disruption.

Many assets' valuations and the relationships between them have strayed far from their long-term average or "mean."

As COVID-19 retreats in 2021, we believe that valuation distortions will unwind.

Amid this "reversion to the mean," we expect certain areas to be major beneficiaries.

These include COVID cyclical sectors, such as financials, industrials and real estate, as well as hotels, restaurants and airlines.

Small- and mid-cap equities globally and some of the most beaten-down national and regional markets also stand to rebound further.

By contrast, equities that performed strongly for much of the pandemic period may face underperformance, creating a challenge for momentum investors.

Still, we do not advocate divestment from COVID defensives such as the technology, media and telecom winners of 2020.

Instead, we advise against having too great an overall weighting in such holdings, including excessive concentration in individual equities.

We also expect the economic recovery to strengthen “COVID cyclical” corporate debt.

---

**FIGURE 6: US MARKET HAS MOST COVID DEFENSIVES**

	COVID CYCLICALS (%)	COVID DEFENSIVES (%)
US	32.8	67.2
CHINA	40.6	59.4
EM ASIA EX-CHINA	41.4	58.6
EUROPE EX-UK	48.3	51.7
UK	55.4	44.6
JAPAN	56.3	43.7
LATIN AMERICA	64.4	35.6
CEEMEA	70.5	29.5
ASIA EX-JAPAN	75.2	24.8

COVID cyclicals: Financials, industrials, energy, materials, real estate, consumer discretionary ex–Amazon. COVID defensives: IT, healthcare, communication services, consumer staples, utilities, Amazon. Source: FactSet as of 26 Nov 2020. Indices are unmanaged. An investor cannot invest directly in an index. They are shown for illustrative purposes only and do not represent the performance of any specific investment. Index returns do not include any expenses, fees or sales charges, which would lower performance. For illustrative purposes only. Past performance is no guarantee of future results. Real results may vary.

# Capitalize on distressed opportunities

DANIEL O'DONNELL

Global Head of Citi Investment Management Alternatives

JEFFREY LOCKE

Head of Private Equity and Real Estate - Americas

MARC RUCINSKI

Head of Private Equity and Real Estate - Asia

COVID-19's widespread financial distress creates opportunities for private market strategies as valuations revert to the mean over time.

There are growing signs of financial distress within sectors hit hardest by the pandemic.

Such distress can provide investment opportunities accessible via certain private equity and real estate strategies.

In real estate, we see potential among hospitality assets.

Initially, we expect to see bank foreclosures and then some owners that prove unwilling or unable to navigate the path to full recovery in hotel occupancy levels and other metrics – **FIGURE 7**.

To capitalize upon the opportunity we see, we recommend seeking partners with demonstrable value-add hospitality experience of investing across cycles.

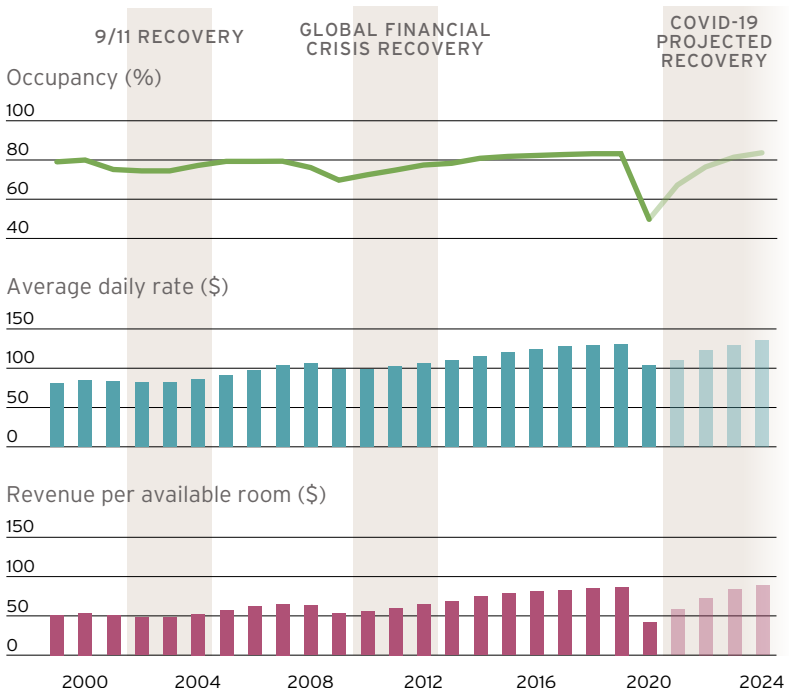
COVID has also created a need among businesses in many industries to bolster their balance sheets and find a way back to growth.



However, certain small- and mid-cap firms are unable to access public market financing, creating an opportunity for private equity sponsors to provide flexible solutions.

More importantly, this has also created new opportunities for managers to acquire companies that would not have required additional capital but for the health crisis.

**FIGURE 7. TOTAL US HOTEL MARKET:  
HISTORICAL AND PROJECTED PERFORMANCE**



Sources: STR; CBRE, US Hotel Outlook, as of Jul 2020. All forecasts are expressions of opinion and are subject to change without notice and are not intended to be guarantees of future events.



# Overcoming financial repression

The return of financial repression

How dividend equities work overtime in  
your portfolio

Finding yield in a repressed world

Taking alternative paths to portfolio income

Creating yield from volatility

# The return of financial repression

STEVEN WIETING

Chief Investment Strategist and Chief Economist

Financial repression represents a threat to your core portfolio. Focus on assets offering positive real income streams and diversification.

“Financial repression” involves keeping interest rates artificially low while allowing inflation to erode the real value of cash and bonds.

Highly indebted governments may use financial repression to reduce their debt burdens in the years ahead.

Such policies would make it even harder to earn vital income in core portfolios.

In the last era of financial repression, equities generated positive real returns, whereas cash and US Treasuries struggled - FIGURE 8.

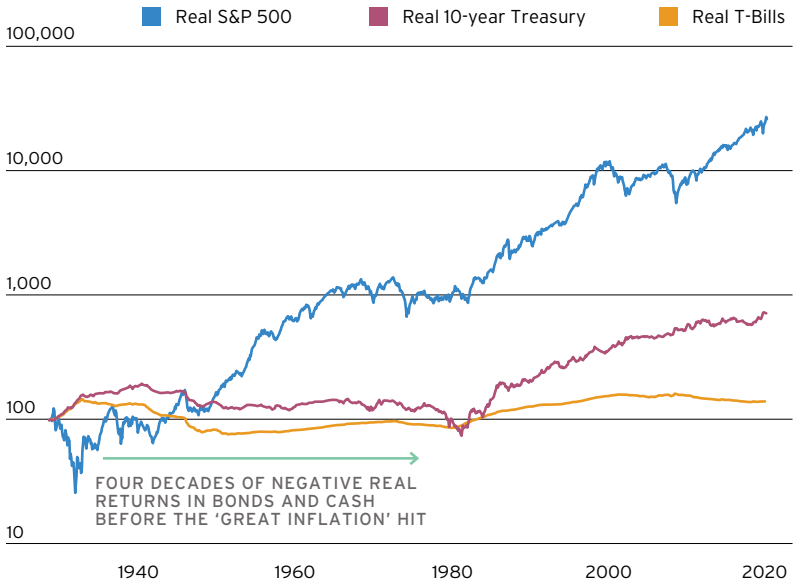
Financial repression thus calls for a major shift in asset allocation.

We urge investors with excess cash to put it to work or risk losing purchasing power.

We do not advise complete divestment from very low-yielding bonds, as they can still offer diversification potential, as the early pandemic turmoil showed.

We do recommend seeking some substitute strategies involving dividends, select fixed income assets, capital markets, and certain alternative investments.<sup>1</sup>

**FIGURE 8.**  
**EQUITIES OUTPERFORMED DURING THE LAST FINANCIAL REPRESSION**



Source: Haver Analytics as of 23 Oct 2020. Note: Log scales are used. Indices are unmanaged. An investor cannot invest directly in an index. They are shown for illustrative purposes only and do not represent the performance of any specific investment. Past performance is no guarantee of future results. Real results may vary. All forecasts are expressions of opinion and are subject to change without notice and are not intended to be guarantees of future events.

<sup>1</sup> Alternative investments are speculative and entail significant risks that can include losses due to leveraging or other speculative investment practices, lack of liquidity, volatility of returns, restrictions on transferring interests in the fund, potential lack of diversification, absence of information regarding valuations and pricing, complex tax structures and delays in tax reporting, less regulation and higher fees than mutual funds and advisor risk.

# How dividend equities work overtime in your portfolio

JOE FIORICA

Head of Global Equity Strategy

Amid financial repression, we believe that certain dividend equities can play a valuable role in generating portfolio income.

Broadly speaking, equities are now more of an income-generating asset class than high quality fixed income. We believe dividends can substitute for a portion of portfolio income that many bonds no longer provide.

“Dividend growers” are companies that have consistently increased their dividend payments over time. As the global economic recovery becomes entrenched, we expect dividend grower equities to resume their long-term, lower-volatility outperformance.

We also favor combining dividend grower equities with select high dividend yield equities.

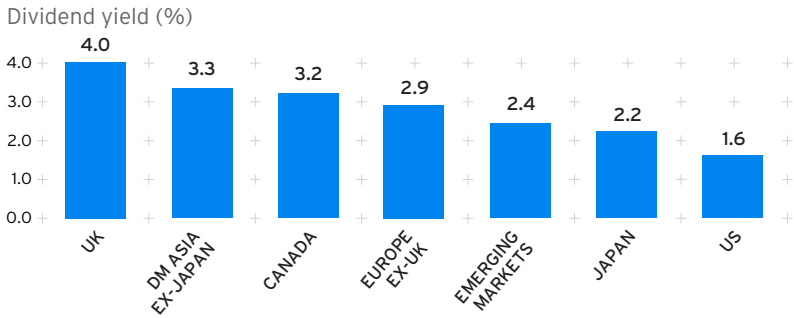
This likely involves increasing exposure to more cyclical dividend payers that aim to maintain high payouts going forward.

Indeed, among the highest-yielding global industry groups, we see an array of COVID winners and losers.

We believe that having a mix of cyclical and defensive sector exposure can help capture both yield and price upside, while mitigating downside risks.

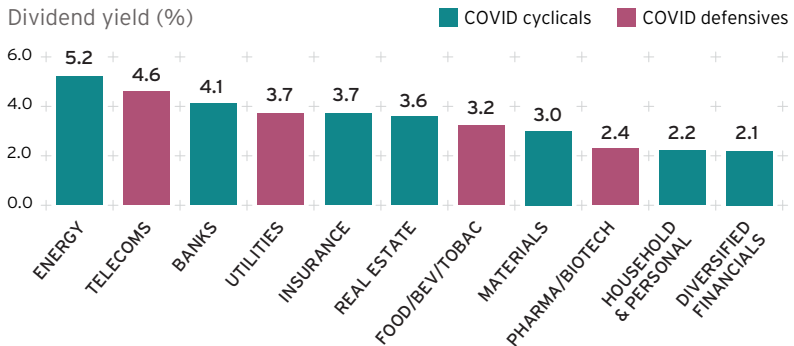
We advocate global dividend exposure, highlighting that the prospective dividend yield on European and developed Asian equities is on average twice that of their US counterparts. (Movements in currency could either increase or decrease the return.)

**FIGURE 9. DIVIDEND YIELDS BY REGION**



The chart shows estimated 2021 dividend yields for MSCI Indices. Source: Bloomberg, as of 24 Nov 2020. Past performance is no guarantee of future returns. Indices are unmanaged. An investor cannot invest directly in an index. They are shown for illustrative purposes only and do not represent the performance of any specific investment.

**FIGURE 10. GLOBAL CYCLICALS AND DEFENSIVES: AMONG THE HIGHEST YIELDERS**



The chart shows estimated 2021 dividend yields for MSCI All Country World sector indices globally. Source: Bloomberg, as of 24 Nov 2020. Past performance is no guarantee of future returns. Indices are unmanaged. An investor cannot invest directly in an index. They are shown for illustrative purposes only and do not represent the performance of any specific investment.

# Finding yield in a repressed world

KRIS XIPPOLITOS

Head of Global Fixed Income Strategy

Financial repression puts many bonds right in the firing line. But we still see potential for positive real returns and diversification within this asset class.

Negative real interest rates make it harder to seek returns that exceed inflation from many bonds.

If inflation causes the real yield to turn negative, the total value of the capital borrowed is also reduced.

However, bonds with very low or negative yields can still react favorably in “risk-off” periods, so they may still provide diversification value. We therefore do not advocate complete divestment from such bonds.

Interest rate risks are elevated and nominal rates may double from present levels, which could have severe negative price impacts upon parts of fixed income portfolios.

But we still see potential for seeking yield in select parts of the fixed income market.



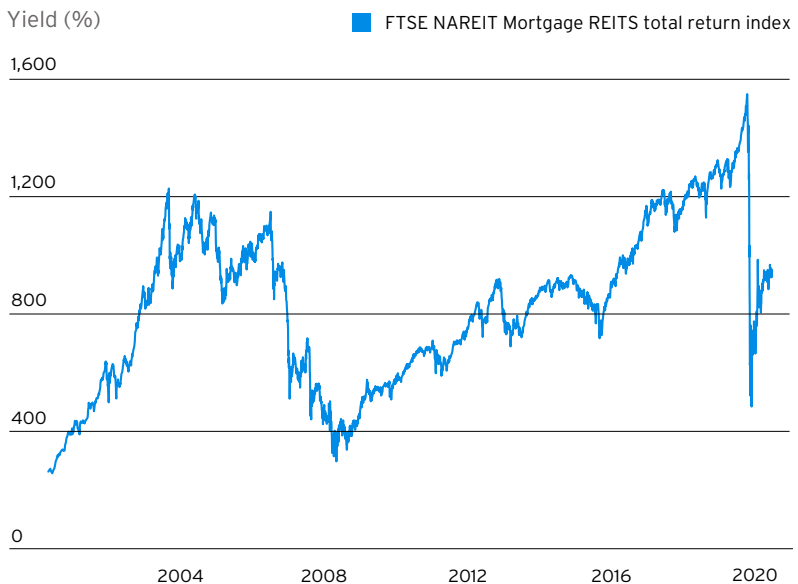
We favor certain investment grade opportunities, such as US dollar-denominated BBB-rated issuers - and for US taxpayers - munis with a “down-in-quality” bias.

We highlight fallen angels - or investment grade bonds downgraded to high yield status - as well as preferred securities and mortgage credit.

We also look to bond-like alternatives, such as still-depressed mortgage real estate investment trusts (MBS REITs) - **FIGURE 11**.

---

**FIGURE 11. MBS REIT SECTOR STILL DEPRESSED**



Source: Bloomberg and Bloomberg Barclays Indices as of 10 Nov 2020. An investor cannot invest directly in an index. They are shown for illustrative purposes only and do not represent the performance of any specific investment. Past performance is no guarantee of future results. Real results may vary.

# Taking alternative paths to portfolio income

DANIEL O'DONNELL

Global Head of Citi Investment Management Alternatives

ALEX RIZEA

Private Equity and Real Estate Research Director

MICHAEL YANNELL

Hedge Fund Research Director

Certain private equity, real estate, and hedge fund strategies offer distributions, diversification and the potential for profit.

For qualified investors willing to sacrifice liquidity and assume more risk, we recommend certain alternative strategies.

These strategies may provide opportunities to receive recurring distributions, as well as helping to diversify portfolios.

The distributions are not income in the traditional sense, as they may be paid intermittently, but their effect can be similar.

We favor opportunistic private debt managers with flexible mandates that invest throughout the capital structure.

In public markets, hedge fund strategies can help pursue portfolio yield objectives, including structured credit managers and relative value fixed income managers.

# Creating yield from volatility

IAIN ARMITAGE  
Global Head of Capital Markets

We expect equity volatility to remain elevated. Convert this volatility into a valuable source of income.

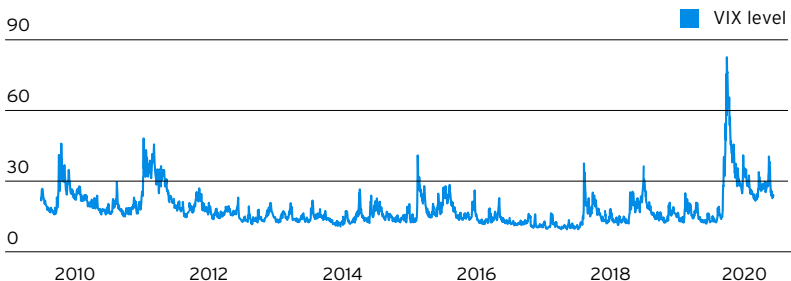
Investor fearfulness as expressed by higher implied volatility has been running above long-term average levels.

We advise qualified clients who are willing to increase their risk level to use capital markets strategies that generate income from that volatility.

As well as seeking income, such strategies may enable buying into equities at lower levels.

---

**FIGURE 12. ELEVATED VOLATILITY**



Source: Bloomberg, as of 7 Nov 2020. Indices are unmanaged. An investor cannot invest directly in an index. They are shown for illustrative purposes only. Past performance is no guarantee of future returns. Real results may vary.



# Unstoppable trends

Unstoppable trends are changing the world

Greening the world

The age of hyper-connectivity is upon us

The rise of Asia: Asian development  
in a "G2 world"

Increasing longevity:  
The healthcare opportunity

# Unstoppable trends are changing the world

STEVEN WIETING

Chief Investment Strategist and Chief Economist

Unstoppable trends are reshaping the world around us. As well as transforming the ways we live and work, they are creating long-term opportunities and risks for portfolios.

Unstoppable trends are powerful multi-year phenomena that are transforming business and everyday life.

As disruptive forces, they create both risks and opportunities for your core and opportunistic portfolios.

The events of 2020 have certainly reinforced our case for investing in unstoppable trends.

Many of the assets that relate directly to our existing themes have performed strongly amid the pandemic.

Our latest trends focus upon the new era of 5G-enabled “hyper-connectivity” and the transition to a more sustainable world.

We update our existing trends of **The rise of Asia** and **Increasing longevity**.



# Greening the world

MALCOLM SPITTLER

Investment Strategist

JOSEPH FIORICA

Head of Global Equity Strategy

Market forces - rather than government mandates alone - are now powering the switch from fossil fuels to renewables. The investment case for renewables just became even more compelling.

Throughout its entire history, the adoption and use of renewables has been supported by incentives, good intentions and legislative mandates, rather than market forces.

In 2020, however, clean energy became the cheapest new source of electricity in most of the world - **FIGURE 13**.

Three complementary energy shifts are occurring simultaneously: technological innovation and rollout of new sources of energy, electrification, and a great efficiency drive.

Together, we believe these three forces form part of a much bigger Unstoppable trend - Greening the world - a multi-faceted transition to a more sustainable world.

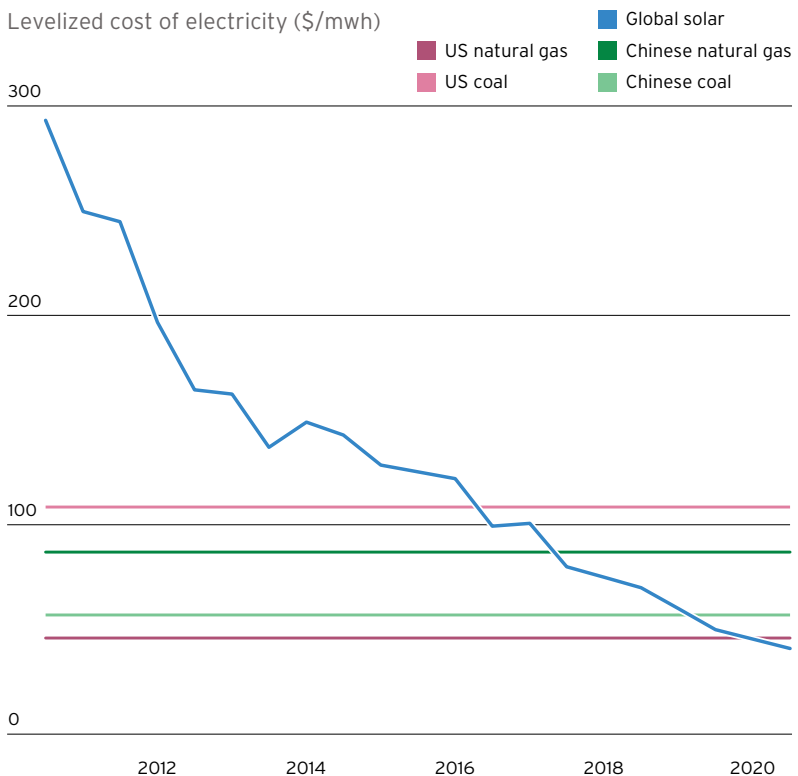
We expect further gains in technological innovation, electrification and efficiency in the coming years.



We identify multiple potential beneficiaries such as electric carmakers, battery makers, infrastructure suppliers and installers, and smart appliance makers.

By contrast, fossil fuel energy companies are likely to come under increasing pressure over the coming decades.

**FIGURE 13. CLEANER ENERGY IS NOW CHEAPER TOO**



Note: Fossil fuel energy prices are depicted at their 2020 levelized cost for clarity.  
Source: Bloomberg, as of 28 Oct 2020.

# The age of hyper-connectivity is upon us

JOSEPH FIORICA  
Head of Global Equity Strategy

MALCOLM SPITTLER  
Investment Strategist

5G wireless data and other technologies will help bring about an age of hyper-connectivity. Seek portfolio exposure to its enablers and other beneficiaries.

The world is in the midst of a digital revolution that is about to enter its next phase.

The full-scale rollout of fifth generation (5G) wireless data networks will begin in 2021.

5G and advances in competing satellite technologies will see a large increase in devices connected to the internet, with a vast increase in data produced - **FIGURE 14**.

That data will help producers and consumers alike make better decisions, with multiple potential benefits to productivity, growth, the environment, health, and personal convenience.

Hyper-connectivity may also accelerate our other Unstoppable trends, particularly within digitization, such as cybersecurity and artificial intelligence.

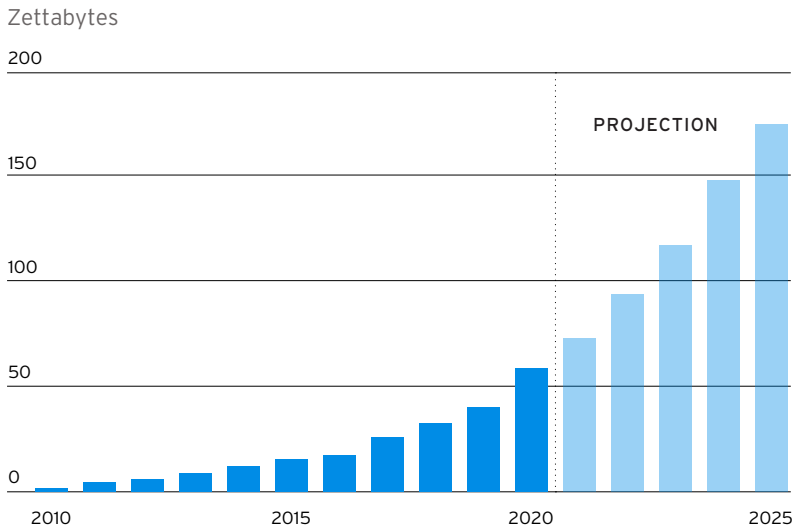
It is also critical to **The rise of Asia** and **Increasing longevity**.

We seek investment opportunities among near-term beneficiaries including those involved in the rollout of 5G.

We also favor longer-term beneficiaries in areas such as autonomous driving, telemedicine, and “smart cities.”

---

**FIGURE 14. THE PROLIFERATION OF DATA**



Source: Data Age 2025, sponsored by Seagate with data from IDC Global DataSphere, May 2020. All forecasts are expressions of opinion and are subject to change without notice and are not a guarantee of future events

# The rise of Asia: Asian development in a “G2 world”

DAVID BAILIN  
Chief Investment Officer

KEN PENG  
Head of Asia Investment Strategy

With Asia's importance in the world economy rising, we also expect continued strategic competition between the US and China. Both developments offer compelling potential investment opportunities.

We expect a continuing shift in economic power towards Asia over the coming decades, as well as increasing strategic competition between the US and China - the “G2 powers.”

This will likely see moderate escalations in trade and corporate restrictions, but no military confrontation or complete economic decoupling - **FIGURE 15.**

Technology is a key battleground of G2 strategic competition, with the possibility of the emergence of separate supply chains across two distinct centers of economic gravity. Beneficiaries could include semiconductor equipment makers from Taiwan, Korea, Japan and Europe.

As China's economic development continues, industries such as consumer brands, e-commerce, logistics, travel & leisure, healthcare, insurance and wealth management stand to gain.

Southeast Asia is likely to need more infrastructure, with likely beneficiaries including construction, automation, shipping commodities, and real estate.

Asian firms exposed to alternative energy and electric vehicles, and those with strong governance, may also be in greater demand.

**FIGURE 15. WHAT NEXT FOR G2 RELATIONS?**

SCENARIO	FEATURES	MARKET IMPLICATIONS
<b>STRATEGIC COMPETITION</b> (BASE CASE)	<ul style="list-style-type: none"> <li>▪ Strategic competition in the technology and security realms</li> <li>▪ Moderate escalations in trade and corporate restrictions</li> <li>▪ No military conflict</li> </ul>	Invest in domestic and regional demand, dual tech standards, extra infrastructure, supply chain relocation
<b>EASING TENSIONS</b> (BULL CASE)	<ul style="list-style-type: none"> <li>▪ More diplomatic engagement</li> <li>▪ China adopts friendlier foreign policies</li> <li>▪ Return of multilateral trade deals</li> <li>▪ No escalation in economic restrictions</li> </ul>	Positive global growth, stable international trade
<b>INTENSIFIED DECOUPLING</b> (BEAR CASE)	<ul style="list-style-type: none"> <li>▪ Proxy military engagement, likely in South China Sea</li> <li>▪ Severe disruptions of supply chains and commercial activity</li> </ul>	Invest in defense, gold, avoid South China Sea

Source: Office of the Chief Investment Strategist, Citi Private Bank, as of 8 Nov 2020.

# Increasing longevity: The healthcare opportunity

JOE CORDI

Equity Analyst, Citi Investment Management

ARCHIE FOSTER

Co-Head of Global Equities Citi Investment Management

WIETSE NIJENHUIS

Equity Client Portfolio Manager, Citi Investment Management

The rapid aging of the world's population presents many challenges for society, particularly related to healthcare. For a variety of innovative companies, we believe this represents an opportunity.

The world's elderly population is growing quite rapidly.

Addressing their healthcare needs poses many challenges, highlighted by the COVID-19 pandemic.

For the providers of innovative healthcare-related solutions, we see increasing longevity as an opportunity.

Cancer is already the second-leading cause of death worldwide, with prevalence increasing with advancing age.

Personalized medicine seeks to identify an individual's susceptibility to disease, prevent disease if possible, detect problems earlier on, and then customize treatment.

Developers of novel diagnostics and therapies that seek to change the way we treat cancer and other conditions are likely beneficiaries.

After the pandemic, we expect greater government support for diagnostics and testing, and vaccine development, as well as greater pressure to improve vaccination rates.

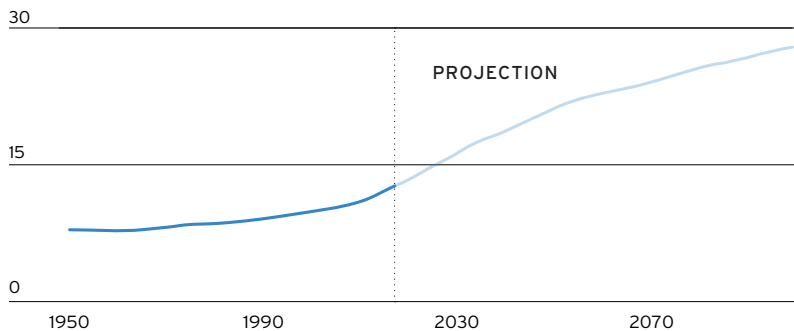
Our preferred exposure here is through life sciences companies that provide tools for vaccine development and manufacture, as well as the makers of vaccine packaging and providers of transport.

Innovators in such areas as telehealth and wearable technologies could also see increased demand.

---

**FIGURE 16. THE GRAYING OF THE WORLD**

Share of people aged over 60 (%)



Source: United Nations, 2019 Revision of World Population Prospects Report, as of August 2019. Accessed December 2019. All forecasts are expressions of opinion and are subject to change without notice and are not intended to be a guarantee of future events.





# Implementing our themes

Our themes can be customized to your specific needs, as part of your core portfolio holdings or opportunistically. They span multiple asset classes and can be implemented by proprietary or third-party managers, as well as via capital markets strategies.

Here we present a selection of the implementation possibilities that we currently see. Your relationship team and our product specialists stand ready to customize them to your requirements.

## Exploiting mean reversion

---

COVID-cyclical equity sectors

---

Small- and mid-cap equities globally

---

Select beaten-down national and regional markets

---

COVID-cyclical corporate debt

---

Private equity strategies focusing on small- and mid-cap firms unable to access public markets

---

Distressed real estate strategies, particularly in hospitality assets

---

Strengthening emerging market currencies, notably in Asia

---

Strategies linked to a steeper US interest rate curve

---

# Overcoming financial repression

---

Global dividend grower equities

---

Select high dividend yield equities

---

Certain investment grade opportunities, such as US dollar-denominated BBB-rated issuers

---

For US taxpayers, munis with a “down-in-quality” bias

---

Investment grade bonds downgraded to high yield status

---

Preferred securities

---

Bond-like alternatives, such as REITs

---

Certain alternative strategies that may provide recurring distributions

---

Capital markets strategies that seek income from volatility

---

# Unstoppable trends

## Greening the world

---

Electric carmakers, battery makers, infrastructure suppliers and installers, and smart appliance makers

---

Other firms at the cutting edge of new energy development, electrification, or energy efficiency

---

“Carbon transition aware” companies

---

Water resources and infrastructure

---

## Digitization: The age of hyperconnectivity

---

Near-term beneficiaries including those involved in the rollout of 5G

---

Longer-term beneficiaries in areas such as autonomous driving, telemedicine, and “smart cities”

---

Cybersecurity exposure

---

## The rise of Asia

---

Semiconductor equipment makers from Taiwan, Korea, Japan and Europe

---

China development beneficiaries inc. consumer brands, e-commerce, logistics, travel & leisure, healthcare, insurance and wealth management

---

Southeast Asia infrastructure expansion beneficiaries, including construction, automation, shipping commodities, and real estate

---

Asian alternative energy and electric vehicles, firms with strong governance

---

## Increasing longevity: The healthcare opportunity

---

Developers of novel diagnostics and therapies

---

Life sciences companies that enable vaccine development and manufacture

---

Makers of vaccine packaging and providers of transport

---

Telehealth and wearable technologies

---

Innovators and solutions providers across medtech

---



# Glossary

## ASSET CLASS DEFINITIONS

**Cash** is represented by US 3-month Government Bond TR, measuring the US dollar-denominated active 3-Month, fixed-rate, nominal debt issues by the US Treasury.

**Commodities** asset class contains the index composites – GSCI Precious Metals Index, GSCI Energy Index, GSCI Industrial Metals Index, and GSCI Agricultural Index – measuring investment performance in different markets, namely precious metals (e.g., gold, silver), energy commodity (e.g., oil, coal), industrial metals (e.g., copper, iron ore), and agricultural commodity (i.e., soy, coffee) respectively. Reuters/Jeffries CRB Spot Price Index, the TR/CC CRB Excess Return Index, an arithmetic average of commodity futures prices with monthly rebalancing, is used for supplemental historical data.

**Emerging Markets (EM) Hard Currency Fixed Income** is represented by the FTSE Emerging Market Sovereign Bond Index (ESBI), covering hard currency emerging market sovereign debt.

**Global Developed Market Corporate Fixed Income** is composed of Bloomberg Barclays indices capturing investment debt from seven different local currency markets. The composite includes investment grade rated corporate bonds from the developed-market issuers.

**Global Developed Market Equity** is composed of MSCI indices capturing large-, mid- and small-cap representation across 23 individual developed-market countries, as weighted by the market capitalization of these countries. The composite covers approximately 95% of the free float-adjusted market capitalization in each country.

**Global Developed Investment Grade Fixed Income** is composed of Barclays indices capturing investment-grade debt from twenty different local currency markets. The composite includes fixed-rate treasury, government-related, and investment grade rated corporate

and securitized bonds from the developed-market issuers. Local market indices for US, UK and Japan are used for supplemental historical data.

**Global Emerging Market Fixed Income** is composed of Barclays indices measuring performance of fixed-rate local currency emerging markets government debt for 19 different markets across Latin America, EMEA and Asia regions. iBoxx ABF China Govt. Bond, the Markit iBoxx ABF Index comprising local currency debt from China, is used for supplemental historical data.

**Global High Yield Fixed Income** is composed of Barclays indices measuring the non-investment grade, fixed-rate corporate bonds denominated in US dollars, British pounds and Euros. Securities are classified as high yield if the middle rating of Moody's, Fitch, and S&P is Ba1/BB+/BB+ or below, excluding emerging market debt. Ibbotson High Yield Index, a broad high yield index including bonds across the maturity spectrum, within the BB-B rated credit quality spectrum, included in the below-investment-grade universe, is used for supplemental historical data.

**Hedge Funds** is composed of investment managers employing different investment styles as characterized by different sub categories - HFRI Equity Long/Short: Positions both long and short in primarily equity and equity derivative securities; HFRI Credit: Positions in corporate fixed income securities; HFRI Event Driven: Positions in companies currently or prospectively involved in wide variety of corporate transactions; HFRI Relative Value: Positions based on a valuation discrepancy between multiple securities; HFRI Multi Strategy: Positions based on realization of a spread between related yield instruments; HFRI Macro: Positions based on movements in underlying economic variables and their impact on different markets; Barclays Trader CTA Index: The composite performance of established programs (Commodity Trading Advisors) with more than four years of performance history.

**High Yield Bank Loans** are debt financing obligations issued by a bank or other financial institution to a company or individual that holds legal claim to the borrower's assets in the event of a corporate



bankruptcy. These loans are usually secured by a company's assets, and often pay a high coupon due to a company's poor (non-investment grade) credit worthiness.

**Private Equity** characteristics are driven by those for Developed Market Small Cap Equities, adjusted for illiquidity, sector concentration, and greater leverage.

#### INDEX DEFINITIONS:

The **FTSE Nareit Mortgage REITs Index** is a free-float adjusted, market capitalization-weighted index of US Mortgage REITs. Mortgage REITs include all tax-qualified REITs with more than 50 percent of total assets invested in mortgage loans or mortgage-backed securities secured by interests in real property.

The **MSCI All Country World Index** is designed to represent performance of the full opportunity set of large- and mid-cap stocks across 23 developed and 27 emerging markets.

The **S&P 500 Index** is a capitalization-weighted index that includes a representative sample of 500 leading companies in leading industries of the US economy. Although the S&P 500 focuses on the large-cap segment of the market, with over 80% coverage of US equities, it is also an ideal proxy for the total market.

The **VIX** or the Chicago Board Options Exchange (CBOE) Volatility Index, is a real-time index representing the market's expectation of 30-day forward-looking volatility, derived from the price inputs of the S&P 500 index options.

#### OTHER TERMINOLOGY:

**Adaptive Valuations Strategies** is Citi Private Bank's own strategic asset allocation methodology. It determines the long-term mix of assets for each client's investment portfolio.

# Disclosures

**In any instance where distribution of this communication (“Communication”) is subject to the rules of the US Commodity Futures Trading Commission (“CFTC”), this communication constitutes an invitation to consider entering into a derivatives transaction under US CFTC Regulations §§ 1.71 and 23.605, where applicable, but is not a binding offer to buy/sell any financial instrument.**

This Communication is prepared by Citi Private Bank (“CPB”), a business of Citigroup, Inc. (“Citigroup”), which provides its clients access to a broad array of products and services available through Citigroup, its bank and non-bank affiliates worldwide (collectively, “Citi”). Not all products and services are provided by all affiliates, or are available at all locations.

CPB personnel are not research analysts, and the information in this Communication is not intended to constitute “research”, as that term is defined by applicable regulations. Unless otherwise indicated, any reference to a research report or research recommendation is not intended to represent the whole report and is not in itself considered a recommendation or research report.

**This Communication is provided for information and discussion purposes only, at the recipient’s request. The recipient should notify CPB immediately should it at any time wish to cease being provided with such information.** Unless otherwise indicated, (i) it does not constitute an offer or recommendation to purchase or sell any security, financial instrument or other product or service, or to attract any funding or deposits, and (ii) it does not constitute a solicitation if it is not subject to the rules of the CFTC (but see discussion above regarding communication subject to CFTC rules) and (iii) it is not intended as an official confirmation of any transaction.

Unless otherwise expressly indicated, this Communication does not take into account the investment objectives, risk profile or financial situation of any particular person and as such, investments mentioned in this document may not be suitable for all investors. Citi is not acting as an investment or other advisor, fiduciary or agent. The information contained herein is not intended to be an exhaustive discussion of the strategies or concepts mentioned herein or tax or legal advice. Recipients of this Communication should obtain advice based on their own individual circumstances from their own tax, financial, legal and other advisors about the risks and merits of any transaction before making an investment decision, and only make such decisions on the basis of their own objectives, experience, risk profile and resources.

The information contained in this Communication is based on generally available information and, although obtained from sources believed by Citi to be reliable, its accuracy and completeness cannot be assured, and such information may be incomplete

or condensed. Any assumptions or information contained in this Communication constitute a judgment only as of the date of this document or on any specified dates and is subject to change without notice. Insofar as this Communication may contain historical and forward looking information, past performance is neither a guarantee nor an indication of future results, and future results may not meet expectations due to a variety of economic, market and other factors. Further, any projections of potential risk or return are illustrative and should not be taken as limitations of the maximum possible loss or gain. Any prices, values or estimates provided in this Communication (other than those that are identified as being historical) are indicative only, may change without notice and do not represent firm quotes as to either price or size, nor reflect the value Citi may assign a security in its inventory. Forward looking information does not indicate a level at which Citi is prepared to do a trade and may not account for all relevant assumptions and future conditions. Actual conditions may vary substantially from estimates which could have a negative impact on the value of an instrument.

Views, opinions and estimates expressed herein may differ from the opinions expressed by other Citi businesses or affiliates, and are not intended to be a forecast of future events, a guarantee of future results, or investment advice, and are subject to change without notice based on market and other conditions. Citi is under no duty to update this document and accepts no liability for any loss (whether direct, indirect or consequential) that may arise from any use of the information contained in or derived from this Communication.

Investments in financial instruments or other products carry significant risk, including the possible loss of the principal amount invested. Financial instruments or other products denominated in a foreign currency are subject to exchange rate fluctuations, which may have an adverse effect on the price or value of an investment in such products. This Communication does not purport to identify all risks or material considerations which may be associated with entering into any transaction.

Structured products can be highly illiquid and are not suitable for all investors. Additional information can be found in the disclosure documents of the issuer for each respective structured product described herein. Investing in structured products is intended only for experienced and sophisticated investors who are willing and able to bear the high economic risks of such an investment. Investors should carefully review and consider potential risks before investing.

OTC derivative transactions involve risk and are not suitable for all investors. Investment products are not insured, carry no bank or government guarantee and may lose value. Before entering into these transactions, you should: (i) ensure that you have obtained and considered relevant information from independent reliable sources concerning the financial, economic and political conditions of the relevant markets; (ii) determine that you have the necessary knowledge, sophistication and experience in financial, business and investment matters to be able to evaluate the risks involved, and that you are financially able to bear such risks; and (iii) determine, having considered the foregoing points, that

capital markets transactions are suitable and appropriate for your financial, tax, business and investment objectives.

This material may mention options regulated by the US Securities and Exchange Commission. Before buying or selling options you should obtain and review the current version of the Options Clearing Corporation booklet, Characteristics and Risks of Standardized Options. A copy of the booklet can be obtained upon request from Citigroup Global Markets Inc., 390 Greenwich Street, 3rd Floor, New York, NY 10013 or by clicking the following links,

[theocc.com/components/docs/riskstoc.pdf](http://theocc.com/components/docs/riskstoc.pdf) and [theocc.com/components/docs/about/publications/november\\_2012\\_supplement.pdf](http://theocc.com/components/docs/about/publications/november_2012_supplement.pdf) and [theocc.com/components/docs/about/publications/october\\_2018\\_supplement.pdf](http://theocc.com/components/docs/about/publications/october_2018_supplement.pdf)

If you buy options, the maximum loss is the premium. If you sell put options, the risk is the entire notional below the strike. If you sell call options, the risk is unlimited. The actual profit or loss from any trade will depend on the price at which the trades are executed. The prices used herein are historical and may not be available when you order is entered. Commissions and other transaction costs are not considered in these examples. Option trades in general and these trades in particular may not be appropriate for every investor. Unless noted otherwise, the source of all graphs and tables in this report is Citi. Because of the importance of tax considerations to all option transactions, the investor considering options should consult with his/her tax advisor as to how their tax situation is affected by the outcome of contemplated options transactions.

None of the financial instruments or other products mentioned in this Communication (unless expressly stated otherwise) is (i) insured by the Federal Deposit Insurance Corporation or any other governmental authority, or (ii) deposits or other obligations of, or guaranteed by, Citi or any other insured depository institution.

Citi often acts as an issuer of financial instruments and other products, acts as a market maker and trades as principal in many different financial instruments and other products, and can be expected to perform or seek to perform investment banking and other services for the issuer of such financial instruments or other products. The author of this Communication may have discussed the information contained therein with others within or outside Citi, and the author and/or such other Citi personnel may have already acted on the basis of this information (including by trading for Citi's proprietary accounts or communicating the information contained herein to other customers of Citi). Citi, Citi's personnel (including those with whom the author may have consulted in the preparation of this communication), and other customers of Citi may be long or short the financial instruments or other products referred to in this Communication, may have acquired such positions at prices and market conditions that are no longer available, and may have interests different from or adverse to your interests.

IRS Circular 230 Disclosure: Citi and its employees are not in the business of providing,

and do not provide, tax or legal advice to any taxpayer outside Citi. Any statement in this Communication regarding tax matters is not intended or written to be used, and cannot be used or relied upon, by any taxpayer for the purpose of avoiding tax penalties. Any such taxpayer should seek advice based on the taxpayer's particular circumstances from an independent tax advisor.

Neither Citi nor any of its affiliates can accept responsibility for the tax treatment of any investment product, whether or not the investment is purchased by a trust or company administered by an affiliate of Citi. Citi assumes that, before making any commitment to invest, the investor and (where applicable, its beneficial owners) have taken whatever tax, legal or other advice the investor/beneficial owners consider necessary and have arranged to account for any tax lawfully due on the income or gains arising from any investment product provided by Citi.

This Communication is for the sole and exclusive use of the intended recipients, and may contain information proprietary to Citi which may not be reproduced or circulated in whole or in part without Citi's prior consent. The manner of circulation and distribution may be restricted by law or regulation in certain countries. Persons who come into possession of this document are required to inform themselves of, and to observe such restrictions. Citi accepts no liability whatsoever for the actions of third parties in this respect. Any unauthorized use, duplication, or disclosure of this document is prohibited by law and may result in prosecution.

Other businesses within Citigroup Inc. and affiliates of Citigroup Inc. may give advice, make recommendations, and take action in the interest of their clients, or for their own accounts, that may differ from the views expressed in this document. All expressions of opinion are current as of the date of this document and are subject to change without notice. Citigroup Inc. is not obligated to provide updates or changes to the information contained in this document.

The expressions of opinion are not intended to be a forecast of future events or a guarantee of future results. Past performance is not a guarantee of future results. Real results may vary.

Although information in this document has been obtained from sources believed to be reliable, Citigroup Inc. and its affiliates do not guarantee its accuracy or completeness and accept no liability for any direct or consequential losses arising from its use. Throughout this publication where charts indicate that a third party (parties) is the source, please note that the attributed may refer to the raw data received from such parties. No part of this document may be copied, photocopied or duplicated in any form or by any means, or distributed to any person that is not an employee, officer, director, or authorized agent of the recipient without Citigroup Inc.'s prior written consent.

Citigroup Inc. may act as principal for its own account or as agent for another person in connection with transactions placed by Citigroup Inc. for its clients involving securities

that are the subject of this document or future editions of the Quadrant.

Bonds are affected by a number of risks, including fluctuations in interest rates, credit risk and prepayment risk. In general, as prevailing interest rates rise, fixed income securities prices will fall. Bonds face credit risk if a decline in an issuer's credit rating, or creditworthiness, causes a bond's price to decline. High yield bonds are subject to additional risks such as increased risk of default and greater volatility because of the lower credit quality of the issues. Finally, bonds can be subject to prepayment risk. When interest rates fall, an issuer may choose to borrow money at a lower interest rate, while paying off its previously issued bonds. As a consequence, underlying bonds will lose the interest payments from the investment and will be forced to reinvest in a market where prevailing interest rates are lower than when the initial investment was made.

(MLP's) – Energy Related MLPs May Exhibit High Volatility. While not historically very volatile, in certain market environments Energy Related MLPs may exhibit high volatility.

Changes in Regulatory or Tax Treatment of Energy Related MLPs. If the IRS changes the current tax treatment of the master limited partnerships included in the Basket of Energy Related MLPs thereby subjecting them to higher rates of taxation, or if other regulatory authorities enact regulations which negatively affect the ability of the master limited partnerships to generate income or distribute dividends to holders of common units, the return on the Notes, if any, could be dramatically reduced. Investment in a basket of Energy Related MLPs may expose the investor to concentration risk due to industry, geographical, political, and regulatory concentration.

Mortgage-backed securities ("MBS"), which include collateralized mortgage obligations ("CMOs"), also referred to as real estate mortgage investment conduits ("REMICs"), may not be suitable for all investors. There is the possibility of early return of principal due to mortgage prepayments, which can reduce expected yield and result in reinvestment risk. Conversely, return of principal may be slower than initial prepayment speed assumptions, extending the average life of the security up to its listed maturity date (also referred to as extension risk).

Additionally, the underlying collateral supporting non-Agency MBS may default on principal and interest payments. In certain cases, this could cause the income stream of the security to decline and result in loss of principal. Further, an insufficient level of credit support may result in a downgrade of a mortgage bond's credit rating and lead to a higher probability of principal loss and increased price volatility. Investments in subordinated MBS involve greater credit risk of default than the senior classes of the same issue. Default risk may be pronounced in cases where the MBS security is secured by, or evidencing an interest in, a relatively small or less diverse pool of underlying mortgage loans.

MBS are also sensitive to interest rate changes which can negatively impact the market value of the security. During times of heightened volatility, MBS can experience greater

levels of illiquidity and larger price movements. Price volatility may also occur from other factors including, but not limited to, prepayments, future prepayment expectations, credit concerns, underlying collateral performance and technical changes in the market.

Alternative investments referenced in this report are speculative and entail significant risks that can include losses due to leveraging or other speculative investment practices, lack of liquidity, volatility of returns, restrictions on transferring interests in the fund, potential lack of diversification, absence of information regarding valuations and pricing, complex tax structures and delays in tax reporting, less regulation and higher fees than mutual funds and advisor risk.

Asset allocation does not assure a profit or protect against a loss in declining financial markets.

The indexes are unmanaged. An investor cannot invest directly in an index. They are shown for illustrative purposes only and do not represent the performance of any specific investment. Index returns do not include any expenses, fees or sales charges, which would lower performance.

Past performance is no guarantee of future results.

International investing entails greater risk, as well as greater potential rewards compared to US investing. These risks include political and economic uncertainties of foreign countries as well as the risk of currency fluctuations. These risks are magnified in countries with emerging markets, since these countries may have relatively unstable governments and less established markets and economics.

Investing in smaller companies involves greater risks not associated with investing in more established companies, such as business risk, significant stock price fluctuations and illiquidity.

Factors affecting commodities generally, index components composed of futures contracts on nickel or copper, which are industrial metals, may be subject to a number of additional factors specific to industrial metals that might cause price volatility. These include changes in the level of industrial activity using industrial metals (including the availability of substitutes such as manmade or synthetic substitutes); disruptions in the supply chain, from mining to storage to smelting or refining; adjustments to inventory; variations in production costs, including storage, labor and energy costs; costs associated with regulatory compliance, including environmental regulations; and changes in industrial, government and consumer demand, both in individual consuming nations and internationally. Index components concentrated in futures contracts on agricultural products, including grains, may be subject to a number of additional factors specific to agricultural products that might cause price volatility. These include weather conditions, including floods, drought and freezing conditions; changes in government policies; planting decisions; and changes in demand for agricultural products, both with

end users and as inputs into various industries.

The information contained herein is not intended to be an exhaustive discussion of the strategies or concepts mentioned herein or tax or legal advice. Readers interested in the strategies or concepts should consult their tax, legal, or other advisors, as appropriate.

Diversification does not guarantee a profit or protect against loss. Different asset classes present different risks.

Citi Private Bank is a business of Citigroup Inc. (“Citigroup”), which provides its clients access to a broad array of products and services available through bank and non-bank affiliates of Citigroup. Not all products and services are provided by all affiliates or are available at all locations. In the U.S., investment products and services are provided by Citigroup Global Markets Inc. (“CGMI”), member FINRA and SIPC, and Citi Private Advisory, LLC (“Citi Advisory”), member FINRA and SIPC. CGMI accounts are carried by Pershing LLC, member FINRA, NYSE, SIPC. Citi Advisory acts as distributor of certain alternative investment products to clients of Citi Private Bank. CGMI, Citi Advisory and Citibank, N.A. are affiliated companies under the common control of Citigroup.

Outside the U.S., investment products and services are provided by other Citigroup affiliates. Investment Management services (including portfolio management) are available through CGMI, Citi Advisory, Citibank, N.A. and other affiliated advisory businesses. These Citigroup affiliates, including Citi Advisory, will be compensated for the respective investment management, advisory, administrative, distribution and placement services they may provide.

**Citibank, N.A., Hong Kong / Singapore organised under the laws of U.S.A. with limited liability.** This communication is distributed in Hong Kong by Citi Private Bank operating through Citibank N.A., Hong Kong Branch, which is registered in Hong Kong with the Securities and Futures Commission for Type 1 (dealing in securities), Type 4 (advising on securities), Type 6 (advising on corporate finance) and Type 9 (asset management) regulated activities with CE No: (AAP937) or in Singapore by Citi Private Bank operating through Citibank, N.A., Singapore Branch which is regulated by the Monetary Authority of Singapore. Any questions in connection with the contents in this communication should be directed to registered or licensed representatives of the relevant aforementioned entity. The contents of this communication have not been reviewed by any regulatory authority in Hong Kong or any regulatory authority in Singapore. This communication contains confidential and proprietary information and is intended only for recipient in accordance with accredited investors requirements in Singapore (as defined under the Securities and Futures Act (Chapter 289 of Singapore) (the “Act”)) and professional investors requirements in Hong Kong (as defined under the Hong Kong Securities and Futures Ordinance and its subsidiary legislation). For regulated asset management services, any mandate will be entered into only with Citibank, N.A., Hong Kong Branch and/or Citibank, N.A. Singapore Branch, as applicable. Citibank, N.A., Hong Kong Branch or Citibank, N.A., Singapore Branch may sub-delegate all or part of its mandate to



another Citigroup affiliate or other branch of Citibank, N.A. Any references to named portfolio managers are for your information only, and this communication shall not be construed to be an offer to enter into any portfolio management mandate with any other Citigroup affiliate or other branch of Citibank, N.A. and, at no time will any other Citigroup affiliate or other branch of Citibank, N.A. or any other Citigroup affiliate enter into a mandate relating to the above portfolio with you. To the extent this communication is provided to clients who are booked and/or managed in Hong Kong: No other statement(s) in this communication shall operate to remove, exclude or restrict any of your rights or obligations of Citibank under applicable laws and regulations. Citibank, N.A., Hong Kong Branch does not intend to rely on any provisions herein which are inconsistent with its obligations under the Code of Conduct for Persons Licensed by or Registered with the Securities and Futures Commission, or which mis-describes the actual services to be provided to you.

Citibank, N.A. is incorporated in the United States of America and its principal regulators are the US Office of the Comptroller of Currency and Federal Reserve under US laws, which differ from Australian laws. Citibank, N.A. does not hold an Australian Financial Services Licence under the Corporations Act 2001 as it enjoys the benefit of an exemption under ASIC Class Order CO 03/1101 (remade as ASIC Corporations (Repeal and Transitional) Instrument 2016/396 and extended by ASIC Corporations (Amendment) Instrument 2020/200).

In the United Kingdom, Citibank N.A., London Branch (registered branch number BR001018), Citigroup Centre, Canada Square, Canary Wharf, London, E14 5LB, is authorised and regulated by the Office of the Comptroller of the Currency (USA) and authorised by the Prudential Regulation Authority. Subject to regulation by the Financial Conduct Authority and limited regulation by the Prudential Regulation Authority. Details about the extent of our regulation by the Prudential Regulation Authority are available from us on request. The contact number for Citibank N.A., London Branch is +44 (0)20 7508 8000.

Citibank Europe plc is registered in Ireland with company registration number 132781. It is regulated by the Central Bank of Ireland under the reference number C26553 and supervised by the European Central Bank. Its registered office is at 1 North Wall Quay, Dublin 1, Ireland. Ultimately owned by Citigroup Inc., New York, USA. Citibank Europe plc, UK Branch is registered as a branch in the register of companies for England and Wales with registered branch number BR017844. Its registered address is Citigroup Centre, Canada Square, Canary Wharf, London E14 5LB. VAT No.: GB 429 6256 29. It is authorised by the Central Bank of Ireland and by the Prudential Regulation Authority. It is subject to supervision by the Central Bank of Ireland, and subject to limited regulation by the Financial Conduct Authority and the Prudential Regulation Authority. Details about the extent of our authorisation and regulation by the Prudential Regulation Authority, and regulation by the Financial Conduct Authority are available from us on request.

From 1 Jan 2021: Citibank Europe plc (UK Branch), is a branch of Citibank Europe plc, which is authorised by the European Central Bank and regulated by the Central Bank of Ireland and the European Central Bank (reference number is C26553).

Citibank Europe plc (UK Branch) is also authorised by the Prudential Regulation Authority and with deemed variation of permission. Citibank Europe plc (UK Branch) is subject to regulation by the Financial Conduct Authority and limited regulation by the Prudential Regulation Authority. Details of the temporary permissions regime, which allows EEA-based firms to operate in the UK for a limited period while seeking full authorisation, are available on the FCA's website.

Citibank Europe plc (UK Branch) is registered as a branch in the register of companies for England and Wales with registered branch number BRO17844. Its registered address is Citigroup Centre, Canada Square, Canary Wharf, London E14 5LB. VAT No.: GB 429 6256 29.

Citibank Europe plc is registered in Ireland with number 132781, with its registered office at 1 North Wall Quay, Dublin 1. Citibank Europe plc is regulated by the Central Bank of Ireland. Ultimately owned by Citigroup Inc., New York, USA.

Citibank Europe plc, Luxembourg Branch is a branch of Citibank Europe plc with trade and companies register number B 200204. It is authorised in Luxembourg and supervised by the Commission de Surveillance du Secteur Financier. It appears on the Commission de Surveillance du Secteur Financier register with company number B00000395. Its business office is at 31, Z.A. Bourmicht, 8070 Bertrange, Grand Duchy of Luxembourg. Citibank Europe plc is registered in Ireland with company registration number 132781. It is regulated by the Central Bank of Ireland under the reference number C26553 and supervised by the European Central Bank. Its registered office is at 1 North Wall Quay, Dublin 1, Ireland.

In Jersey, this document is communicated by Citibank N.A., Jersey Branch which has its registered address at PO Box 104, 38 Esplanade, St Helier, Jersey JE4 8QB. Citibank N.A., Jersey Branch is regulated by the Jersey Financial Services Commission. Citibank N.A. Jersey Branch is a participant in the Jersey Bank Depositors Compensation Scheme. The Scheme offers protection for eligible deposits of up to £50,000. The maximum total amount of compensation is capped at £100,000,000 in any 5 year period. Full details of the Scheme and banking groups covered are available on the States of Jersey website [www.gov.je/dcs](http://www.gov.je/dcs), or on request.

In Canada, Citi Private Bank is a division of Citibank Canada, a Schedule II Canadian chartered bank. References herein to Citi Private Bank and its activities in Canada relate solely to Citibank Canada and do not refer to any affiliates or subsidiaries of Citibank Canada operating in Canada. Certain investment products are made available through Citibank Canada Investment Funds Limited ("CCIFL"), a wholly owned subsidiary of Citibank Canada. Investment Products are subject to investment risk, including possible

loss of principal amount invested. Investment Products are not insured by the CDIC, FDIC or depository insurance regime of any jurisdiction and are not guaranteed by Citigroup or any affiliate thereof.

This document is for information purposes only and does not constitute an offer to sell or a solicitation of an offer to buy any securities to any person in any jurisdiction. The information set out herein may be subject to updating, completion, revision, verification and amendment and such information may change materially.

Citigroup, its affiliates and any of the officers, directors, employees, representatives or agents shall not be held liable for any direct, indirect, incidental, special, or consequential damages, including loss of profits, arising out of the use of information contained herein, including through errors whether caused by negligence or otherwise.

CCIFL is not currently a member, and does not intend to become a member of the Mutual Fund Dealers Association of Canada ("MFDA"); consequently, clients of CCIFL will not have available to them investor protection benefits that would otherwise derive from membership of CCIFL in the MFDA, including coverage under any investor protection plan for clients of members of the MFDA.

© 2020 Citigroup Inc. Citi, Citi and Arc Design and other marks used herein are service marks of Citigroup Inc. or its affiliates, used and registered throughout the world.

